

# Enhancing Early Palliative Care for CHF and COPD: A System-Wide Initiative

Ying Li, MD, FAAHPM; Kimberly St. Jean, MD

Palliative Care Medicine, Sentara Health, Virginia Beach, VA 23464

## PROBLEM STATEMENT

- Patients with chronic conditions like CHF and COPD often involve complex symptom management and declining quality of life.
- Palliative care (PC) is frequently introduced too late leading to
  - unnecessary hospitalizations
  - suffering
  - care misaligned with patient preferences
- The project aims to
  - Promote earlier involvement
  - Clarify goals of care
  - Manage symptom proactively
  - Improve patient outcomes
  - Enhance quality of life
  - Reduce unnecessary readmissions
  - Lower healthcare costs

## PROJECT DESCRIPTION AND RESULTS

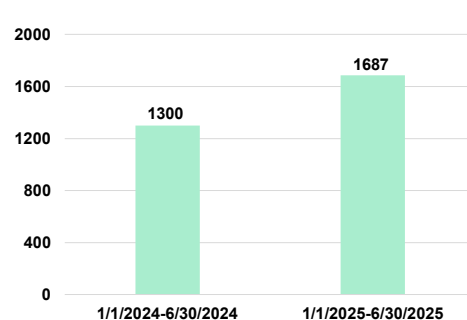
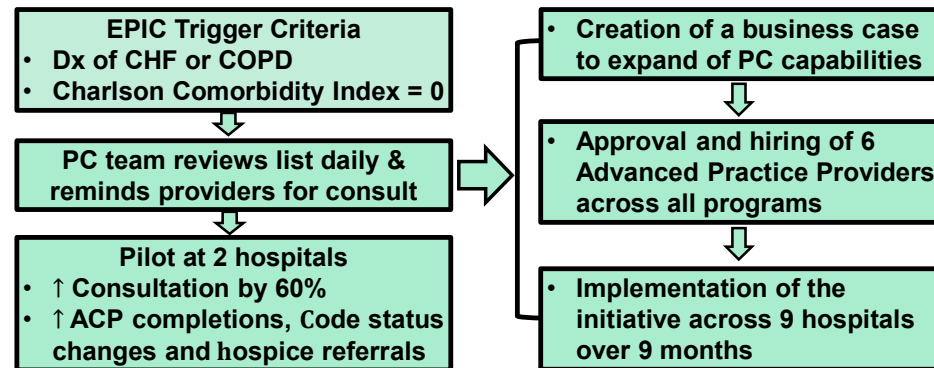


Figure 1. The total PC consult number for CHF and COPD patients

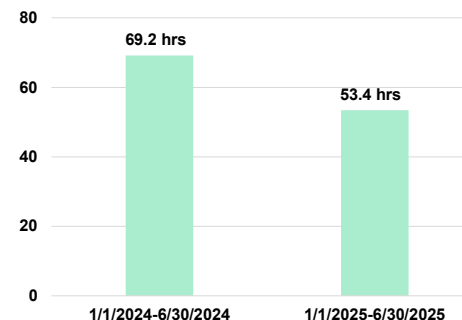


Figure 2. The admission to PC consult time (hours) for CHF and COPD patients

Future steps are implementation of pre-checked PC consult order in CHF/COPD order set and evaluating outcomes

## DISCUSSIONS AND INSIGHTS

- To successfully adopt a culture of earlier consults, the first team we need to educate was ourselves with prior utilization focused on acute, crisis-based PC
  - Learning to tailor triage workflows
  - Aligning daily operations
  - Improving efficiency
  - Establishing new goals for successful consult
- Ongoing education with feedback to referring providers increased appropriate early referrals
- Strong leadership support, understanding of integrated economic value in our Integrated Delivery Network (IDN) was needed to drive our project forward.